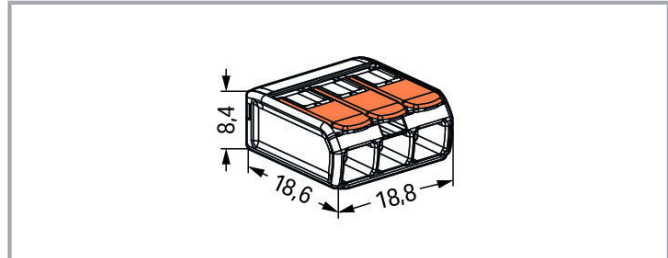


## Data sheet | Item number: 221-413

COMPACT Splicing Connector; for all conductor types; max. 4 mm<sup>2</sup>; 3-conductor; with levers; transparent housing; Surrounding air temperature: max 85°C (T85); 4,00 mm<sup>2</sup>; transparent

[www.wago.com/221-413](http://www.wago.com/221-413)



### Item description

Your Benefits:

- Ease of use – pull the lever up, insert a conductor and push the lever back down
- Available as 2-, 3- and 5-wire connectors
- Easily terminate conductors from 0.14 to 4 mm<sup>2</sup>
- Connect solid, stranded and fine-stranded conductors

Subject to changes. Please also observe the further product documentation!

WAGO Kontakttechnik GmbH & Co. KG  
Hansastr. 27  
32423 Minden  
Phone: +49571 887-0 | Fax: +49571 887-169  
Email: [info.de@wago.com](mailto:info.de@wago.com) | Web: [www.wago.com](http://www.wago.com)

Do you have any questions about our products?  
We are always happy to take your call at +49 (571) 887-44222.



- Time savings for installers and device manufacturers
- Quickly install devices with higher levels of power consumption
- Safely install long cable runs with larger conductor cross sections
- Mounting carrier for installation conforms to standards
- Custom carriers are possible

**Safety information 1:**

in grounded power lines

**Data****Electrical data****Ratings per IEC/EN**

Ratings per	EN 60664
Nominal voltage (II/2)	450 V
Rated surge voltage (II/2)	4 kV
Rated current	32 A
Legend (ratings)	(II / 2) ≙ Overvoltage category II / Pollution degree 2

**Ratings per UL**

Approvals per	UL 486C
Rated voltage UL (Use Group C)	600 V
Rated current UL (Use Group C)	20 A

**Connection data**

Connection technology	CAGE CLAMP®
Actuation type	Lever
Connectable conductor materials	Copper
Nominal cross-section	4 mm <sup>2</sup>
Solid conductor	0.2 ... 4 mm <sup>2</sup> / 24 ... 12 AWG
Stranded conductor	0.2 ... 4 mm <sup>2</sup> / 24 ... 12 AWG
Fine-stranded conductor	0.14 ... 4 mm <sup>2</sup> / 24 ... 12 AWG
Strip length	11 mm / 0.43 inch
Total number of connection points	3
Total number of potentials	1
Wiring type	Side-entry wiring

Subject to changes. Please also observe the further product documentation!

WAGO Kontakttechnik GmbH & Co. KG  
 Hansastr. 27  
 32423 Minden  
 Phone: +49571 887-0 | Fax: +49571 887-169  
 Email: [info.de@wago.com](mailto:info.de@wago.com) | Web: [www.wago.com](http://www.wago.com)

Do you have any questions about our products?  
 We are always happy to take your call at +49 (571) 887-44222.

## Physical data

Width	18.8 mm / 0.74 inch
Height	8.6 mm / 0.327 inch
Depth	18.8 mm / 0.732 inch

## Material data

Color	transparent
Flammability class per UL94	V2
Fire load	0.048 MJ
Color of actuator	orange
Weight	2.5 g

## Environmental requirements



Surrounding air temperature (operation)	85 °C
Continuous operating temperature	105 °C
Temperature marking per EN 60998	T85

## Commercial data

Product Group	7 (Push Wire Conn.)
Packaging type	BOX
Country of origin	DE
GTIN	4050821808442
Customs tariff number	85369010000




## Approvals / Certificates

### Country specific Approvals



Logo	Approval	Additional Approval Text	Certificate name
	CCA DEKRA Certification B.V.	EN 60998	NTR NL-7642
	CCA DEKRA Certification B.V.	EN 60998	71-101731

### Ship Approvals

Subject to changes. Please also observe the further product documentation!


Logo	Approval	Additional Approval Text	Certificate name
	<b>ABS</b> American Bureau of Shipping	-	18- HG1755093- PDA
	<b>DNV GL</b> Det Norske Veritas, Germanischer Lloyd	EN 60998	TAE000015T
	<b>LR</b> Lloyds Register	EN 60998	04/20013 (E8)

### UL-Approvals

Logo	Approval	Additional Approval Text	Certificate name
	<b>UL</b> Underwriters Laboratories Inc.	UL 467	E201573
	<b>UL</b> Underwriters Laboratories Inc.	UL 486C	E69654

### Optional accessories

#### Jumper










"	<b>Item no.: 221-941</b> Jumper; for conductor entry; 2-way; insulated; dark gray	<a href="http://www.wago.com/221-941">www.wago.com/221-941</a>
	<b>Item no.: 221-941/000-006</b> Jumper; for conductor entry; 2-way; insulated; blue	<a href="http://www.wago.com/221-941/000-006">www.wago.com/221-941/000-006</a>
"	<b>Item no.: 221-942</b> Jumper; for conductor entry; 2-way; insulated; dark gray	<a href="http://www.wago.com/221-942">www.wago.com/221-942</a>
"	<b>Item no.: 221-942/000-006</b> Jumper; for conductor entry; 2-way; insulated; blue	<a href="http://www.wago.com/221-942/000-006">www.wago.com/221-942/000-006</a>

#### Mounting adapter

**Item no.: 221-500**

Subject to changes. Please also observe the further product documentation!



	Mounting carrier; 221 Series - 4 mm <sup>2</sup> ; for DIN-35 rail mounting/screw mounting; orange	<a href="http://www.wago.com/221-500">www.wago.com/221-500</a>
	<b>Item no.: 221-500/000-006</b> Mounting carrier; 221 Series - 4 mm <sup>2</sup> ; for DIN-35 rail mounting/screw mounting; blue	<a href="http://www.wago.com/221-500/000-006">www.wago.com/221-500/000-006</a>
	<b>Item no.: 221-500/000-053</b> Mounting carrier; 221 Series - 4 mm <sup>2</sup> ; for DIN-35 rail mounting/screw mounting; dark gray-yellow	<a href="http://www.wago.com/221-500/000-053">www.wago.com/221-500/000-053</a>
	<b>Item no.: 221-503</b> Mounting carrier; for 3-conductor terminal blocks; 221 Series - 4 mm <sup>2</sup> ; for screw mounting; white	<a href="http://www.wago.com/221-503">www.wago.com/221-503</a>
	<b>Item no.: 221-503/000-004</b> Mounting carrier; for 3-conductor terminal blocks; 221 Series - 4 mm <sup>2</sup> ; for screw mounting; black	<a href="http://www.wago.com/221-503/000-004">www.wago.com/221-503/000-004</a>
	<b>Item no.: 221-513</b> Mounting carrier; for 3-conductor terminal blocks; 221 Series - 4 mm <sup>2</sup> ; with snap-in mounting foot for horizontal mounting; white	<a href="http://www.wago.com/221-513">www.wago.com/221-513</a>
	<b>Item no.: 221-513/000-004</b> Mounting carrier; for 3-conductor terminal blocks; 221 Series - 4 mm <sup>2</sup> ; with snap-in mounting foot for horizontal mounting; black	<a href="http://www.wago.com/221-513/000-004">www.wago.com/221-513/000-004</a>
	<b>Item no.: 221-523</b> Mounting carrier; for 3-conductor terminal blocks; 221 Series - 4 mm <sup>2</sup> ; with snap-in mounting foot for vertical mounting; white	<a href="http://www.wago.com/221-523">www.wago.com/221-523</a>
	<b>Item no.: 221-523/000-004</b> Mounting carrier; for 3-conductor terminal blocks; 221 Series - 4 mm <sup>2</sup> ; with snap-in mounting foot for vertical mounting; black	<a href="http://www.wago.com/221-523/000-004">www.wago.com/221-523/000-004</a>

## Downloads

### Documentation

#### Bid Text

221-413 X81 - Datei	19 feb. 2019	xml 3.5 kB	Download
221-413 docx - Datei	23 ene. 2019	docx 15.7 kB	Download

#### Additional Information

Technical explanations	3 abr. 2019	pdf 2.2 MB	Download
------------------------	-------------	---------------	----------

## CAD/CAE-Data

Subject to changes. Please also observe the further product documentation!

WAGO Kontakttechnik GmbH & Co. KG  
 Hansastr. 27  
 32423 Minden  
 Phone: +49571 887-0 | Fax: +49571 887-169  
 Email: [info.de@wago.com](mailto:info.de@wago.com) | Web: [www.wago.com](http://www.wago.com)

Do you have any questions about our products?  
 We are always happy to take your call at +49 (571) 887-44222.

### CAE data

EPLAN Data Portal 221-413	<a href="#">URL</a>	<a href="#">Download</a>
ZUKEN Portal 221-413	<a href="#">URL</a>	<a href="#">Download</a>

### CAD data

2D/3D Models 221-413	<a href="#">URL</a>	<a href="#">Download</a>
----------------------	---------------------	--------------------------

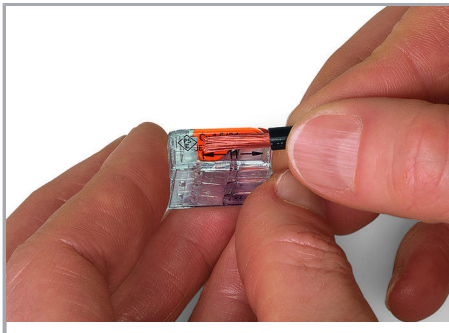
## Environmental Product Compliance

### Compliance Search


Environmental Product Compliance 221-413	<a href="#">URL</a>	<a href="#">Download</a>
COMPACT Splicing Connector; for all conductor types; max. 4 mm <sup>2</sup> ; 3-conductor; with levers; transparent housing; Surrounding air temperature: max 85°C (T85); 4,00 mm <sup>2</sup> ; transparent		

## Installation Notes


### Conductor termination



Strip conductor to 11 mm (0.43 inch).




Termination: Lift the lever to open the clamping unit and insert a stripped conductor.




Then, lower the lever to close the clamp.

### Application


Subject to changes. Please also observe the further product documentation!



Wiring fine-stranded conductors in junction boxes.




Custom low-voltage lighting system



Lighting distribution in a ceiling canopy



Pendant light connection in a suspended ceiling



COMPACT Splicing Connectors for All Conductor Types (4 mm<sup>2</sup>), 221 Series

Subject to changes. Please also observe the further product documentation!



**Compact, lever-operated splicing connectors:**

Tool-free connection of up to five stripped, fine-stranded conductors from 0.14 ... 4 mm<sup>2</sup>, as well as solid or stranded conductors from 0.2 ... 4 mm<sup>2</sup> (24 ... 12 AWG).

**How they work:**

Pull up an orange lever to open the clamping unit. Then insert the conductor and push the lever back down, flush with the connector housing.

**Safety:**

The lever's specially designed rest position reliably prevents accidental unclamping of a connected conductor.

Application safety, for any type of conductor (solid, stranded, fine-stranded), is confirmed by approvals like ENEC or UL.

Subject to changes. Please also observe the further product documentation!